














# INSTRUMENT PANEL WARNING COMPARISON TABLE

TELEXES TABLE

Name	Signs	Address		
		PARS 15 PIN	MODEL YEAR 30 PIN	PARS
RIGHT FLASH		-	2	E2
LEFT FLASH		-	3	E1
FUEL CUT OFF		-	5	-
BRAKE		-	7	F11
HIGH BEAM		-	9	E5
AIR BAG		-	10	A6
FRONT FOG BEAM		-	11	E8
LOW BEAM		-	12	A2
BAT. CHARGE		-	14	D7
REAR FOG		-	15	-
WATER TEMP.		-	17	F2
LOW FUEL LEVEL		-	-	-

Name	Signs	Address		
		PARS 15 PIN	MODEL YEAR 30 PIN	PARS
MOTOR WARNING		-	19	F6
PARK		-	28	F11
BRAKE PAD WEAR		-	29	F9
CNG SWITCH		1	-	-
SECURITY BELT		2	-	A5
DOORS		3	-	A8
SERVICE		-	-	-
STOP		-	-	-
CATALITY CONVERTER		12	-	F8
COOLANT LEVEL		13	-	D9
OIL PRESURE		-	18	D6
AB S		14	-	C3

Name	Address		
	PARS 15 PIN	MODEL YEAR 30 PIN	PARS
ILLUMINATION	5	27	C5/C6
TACHOMETER IN	4	-	B7
BAT IN	-	4	C1
GND IN	14/15	24/25	B4 C2 E4
DEBITMETER IN	7	-	-
FUEL OPTION IN	-	22	D4
TEMP GAUGE IN	-	20	E6
SPEEDOMETER IN	-	23	E3
APC IN	-	16	C4
EBV	-	-	C2
CHANGE MODE IN	-	6	-